



NAGS



APR 12 2023



Swimming New Zealand



200m Butterfly Women Final

2023 Apollo Projects NZ Age Group S...

Points

Swimmers

Files

Session 2 Wed 05:40 PM	Session 3 Thu 09:10 AM	Session 4 Thu 05:40 PM	Session 5 Fri 09:10 AM	Session 6 Fri 05:40 PM	Session 7 Sat 09:10 AM	Session 8 Sat 05:40 PM	Session 9 Sun 09:10 AM
-----------------------------	-----------------------------	-----------------------------	-----------------------------	-----------------------------	-----------------------------	-----------------------------	-----------------------------




































Session 10 Sunday 05:40 PM	
33	05:40 PM 100m Backstroke Men Final
113	05:57 PM 100m Backstroke Men Mul...
34	06:02 PM 100m Backstroke Women ...
114	06:19 PM 100m Backstroke Women ...
35	06:24 PM 200m Butterfly Men Final
36	06:48 PM 200m Butterfly ... LIVE
37	07:37 PM 400m Freestyle Men Final
115	08:11 PM 400m Freestyle Men Multi...
116	08:20 PM 400m Freestyle Women M...
38	08:29 PM 50m Breaststroke Men Final
39	08:43 PM 50m Breaststroke Women ...
40	08:58 PM 1500m Freestyle Women F...
1000	09:19 PM 4x50m Freestyle Champio...

35 200m Butterfly Men Final Official

Qualified Heats

Total

Rank	Competitor	Age	Club	RT	FINA	Result
1	Batchelor H...	18	United Swim...	+0.69		2:05.24 Entry: 2:08.82 (- 3.58) 50m: 27.38 100m: 58.50 (31.12) 150m: 1:30.99 (32.49) 200m: 2:05.24 (34.25)
2	Dunkley Alex	18	Roskill Swim...	+0.70		2:08.04 Entry: 2:10.23 (- 2.19) 50m: 28.24 100m: 1:01.01 (32.77) 150m: 1:34.11 (33.10) 200m: 2:08.04 (33.93)
3	Zhu David	16	Porirua City ...	+0.66		2:08.70 Entry: 2:11.87 (- 3.17) 50m: 27.12 100m: 59.04 (31.92) 150m: 1:32.72 (33.68) 200m: 2:08.70 (35.98)
4	Kregting Da...	15	Roskill Swim...	+0.69		2:09.04 Entry: 2:11.15 (- 2.11) 50m: 28.68 100m: 1:01.61 (32.93) 150m: 1:35.22 (33.61) 200m: 2:09.04 (33.82)
5	Gibson Luke	16	United Swim...	+0.70		2:11.37 Entry: 2:20.76 (- 9.39) 50m: 28.95 100m: 1:02.00 (33.05) 150m: 1:35.93 (33.93) 200m: 2:11.37 (35.44)
6	Gilbert Daniel	18	Neptune Swi...	+0.61		2:12.81 Entry: 2:16.03 (- 3.22) 50m: 28.16 100m: 1:01.40 (33.24) 150m: 1:36.27 (34.87) 200m: 2:12.81 (36.54)
7	Verran Joel	17	Tasman Swi...	+0.75		2:13.52 Entry: 2:15.30 (- 1.78) 50m: 28.96 100m: 1:03.07 (34.11) 150m: 1:38.68 (35.61) 200m: 2:13.52 (34.84)
8	Wang Mason	15	United Swim...	+0.63		2:13.67 Entry: 2:19.82 (- 6.15) 50m: 28.17 100m: 1:02.04 (33.87) 150m: 1:36.94 (34.90) 200m: 2:13.67 (36.73)
9	Broekhuize...	16	Hamilton Aq...	+0.70		2:13.96 Entry: 2:16.96 (- 3.00) 50m: 28.91 100m: 1:02.50 (33.59) 150m: 1:37.76 (35.26) 200m: 2:13.96 (36.20)
10	Willis Alex	16	Ice Breaker ...	+0.65		2:14.32 Entry: 2:18.41 (- 4.09) 50m: 28.53 100m: 1:02.21 (33.68) 150m: 1:37.87 (35.66) 200m: 2:14.32 (36.45)
11	Close Jacks...	15	North Cante...	+0.68		2:14.62 Entry: 2:17.78 (- 3.16) 50m: 30.23 100m: 1:04.51 (34.28) 150m: 1:39.39 (34.88) 200m: 2:14.62 (35.23)
12	Wrathall Hu...	18	Jasi Swim C...	+0.66		2:14.78 Entry: 2:21.63 (- 6.85) 50m: 27.62 100m: 1:00.66 (33.04) 150m: 1:35.78 (35.12) 200m: 2:14.78 (39.00)
13	Yuan Eric	15	Porirua City ...	+0.64		2:14.90 Entry: 2:15.63 (- 0.73) 50m: 29.62 100m: 1:04.37 (34.75) 150m: 1:39.51 (35.14) 200m: 2:14.90 (35.39)

14	 Hardie Orla...	14	 Hamilton Aq... +0.73	2:15.51 Entry: 2:17.24 (- 1.73)
	50m: 29.12 150m: 1:38.77 (35.60)		100m: 1:03.17 (34.05) 200m: 2:15.51 (36.74)	
15	 Kenny Sam	17	 Coast Swim... +0.68	2:17.06 Entry: 2:18.95 (- 1.89)
	50m: 29.00 150m: 1:40.45 (36.42)		100m: 1:04.03 (35.03) 200m: 2:17.06 (36.61)	
16	 Astley Jordan	17	 Aquagym S... +0.76	2:17.26 Entry: 2:20.55 (- 3.29)
	50m: 29.62 150m: 1:40.88 (36.33)		100m: 1:04.55 (34.93) 200m: 2:17.26 (36.38)	
17	 Love Jack	16	 Blenheim S... +0.76	2:17.37 Entry: 2:20.16 (- 2.79)
	50m: 29.67 150m: 1:41.30 (36.52)		100m: 1:04.78 (35.11) 200m: 2:17.37 (36.07)	
18	 Lewis Jacob	17	Liz van Welie... +0.77	2:17.72 Entry: 2:18.66 (- 0.94)
	50m: 29.27 150m: 1:40.12 (36.76)		100m: 1:03.36 (34.09) 200m: 2:17.72 (37.60)	
19	 Salomonss...	14	 Kiwi ASC +0.72	2:18.58 Entry: 2:23.38 (- 4.80)
	50m: 29.70 150m: 1:41.00 (35.97)		100m: 1:05.03 (35.33) 200m: 2:18.58 (37.58)	
20	 Lu Ivan	17	 North Shore ... +0.69	2:18.59 Entry: 2:23.73 (- 5.14)
	50m: 28.82 150m: 1:38.77 (36.14)		100m: 1:02.63 (33.81) 200m: 2:18.59 (39.82)	
21	 Lansdown ...	18	 Kiwi West A... +0.69	2:18.99 Entry: 2:19.32 (- 0.33)
	50m: 29.07 150m: 1:39.40 (36.27)		100m: 1:03.13 (34.06) 200m: 2:18.99 (39.59)	
22	 Inwood Ha...	15	 Jasi Swim C... +0.71	2:20.73 Entry: 2:23.40 (- 2.67)
	50m: 29.75 150m: 1:42.91 (37.03)		100m: 1:05.88 (36.13) 200m: 2:20.73 (37.82)	
23	 Feng Andrew	13	 North Shore ... +0.66	2:21.23 Entry: 2:22.62 (- 1.39)
	50m: 31.27 150m: 1:43.73 (36.79)		100m: 1:06.94 (35.67) 200m: 2:21.23 (37.50)	
24	 Jury Liam	15	Evolution Aq... +0.82	2:22.31 Entry: 2:29.14 (- 6.83)
	50m: 30.80 150m: 1:44.59 (37.58)		100m: 1:07.01 (36.21) 200m: 2:22.31 (37.72)	
25	 Howat Kayne	14	 SwimZone R... +0.63	2:22.59 Entry: 2:23.24 (- 0.65)
	50m: 31.44 150m: 1:44.54 (36.28)		100m: 1:08.26 (36.82) 200m: 2:22.59 (38.05)	
26	 Swanberg B...	16	Mt Maungan... +0.64	2:23.01 Entry: 2:22.40 (+ 0.61)
	50m: 29.87 150m: 1:43.58 (37.82)		100m: 1:05.76 (35.89) 200m: 2:23.01 (39.43)	
27	 Wilson Joel	15	Hokonui Aqu... +0.59	2:23.86 Entry: 2:23.91 (- 0.05)
	50m: 30.96 150m: 1:45.03 (37.55)		100m: 1:07.48 (36.52) 200m: 2:23.86 (38.83)	
28	 Grace Flynn	15	 Selwyn Swi... +0.65	2:24.71 Entry: 2:27.19 (- 2.48)
	50m: 30.95 150m: 1:45.55 (37.36)		100m: 1:08.19 (37.24) 200m: 2:24.71 (39.16)	
29	 Van Biljon P...	14	 Jasi Swim C... +0.77	2:25.51 Entry: 2:28.06 (- 2.55)
	50m: 31.28 150m: 1:46.18 (38.32)		100m: 1:07.86 (36.58) 200m: 2:25.51 (39.33)	
30	 Dickison Ja...	14	 Nga Tai Tuat... +0.71	2:26.75 Entry: 2:29.15 (- 2.40)
	50m: 31.95 150m: 1:47.76 (38.51)		100m: 1:09.25 (37.30) 200m: 2:26.75 (38.99)	
31	 Kenny Tom	15	 TBSS Centra... +0.65	2:27.80 Entry: 2:28.24 (- 0.44)
	50m: 31.35 150m: 1:48.05 (38.84)		100m: 1:09.21 (37.86) 200m: 2:27.80 (39.75)	
32	 Webber Nat...	15	Tawa Swim... +0.73	2:28.00 Entry: 2:34.24 (- 6.24)
	50m: 31.23 150m: 1:47.99 (38.77)		100m: 1:09.22 (37.99) 200m: 2:28.00 (40.01)	
33	 Searle Bradl...	14	United Swim... +0.49	2:28.04 Entry: 2:28.87 (- 0.83)
	50m: 30.65 150m: 1:46.63 (39.24)		100m: 1:07.39 (36.74) 200m: 2:28.04 (41.41)	
34	 Broadfoot D...	13	Pirates Swim... +0.77	2:28.36 Entry: 2:30.30 (- 1.94)
	50m: 31.22		100m: 1:07.90 (36.68)	

150m: 1:46.59 (38.69) 200m: 2:28.36 (41.77)

35	 Oliver Lockie	14	Greymouth A...	+0.72	2:29.39 Entry: 2:26.84 (+ 2.55)
	50m: 31.27 150m: 1:47.94 (39.30)		100m: 1:08.64 (37.37) 200m: 2:29.39 (41.45)		
36	 Narayan Ari	13	 Hamilton Aq...	+0.77	2:29.91 Entry: 2:33.54 (- 3.63)
	50m: 33.40 150m: 1:50.36 (38.83)		100m: 1:11.53 (38.13) 200m: 2:29.91 (39.55)		
37	 Park John	14	St Paul's Swi...	+0.63	2:31.53 Entry: 2:29.59 (+ 1.94)
	50m: 30.13 150m: 1:46.83 (39.91)		100m: 1:06.92 (36.79) 200m: 2:31.53 (44.70)		
38	 Ramanui Te ...	14	Pukekohe S...	+0.69	2:32.19 Entry: 2:31.81 (+ 0.38)
	50m: 29.69 150m: 1:45.81 (41.35)		100m: 1:04.46 (34.77) 200m: 2:32.19 (46.38)		
39	 Hogan Shel...	13	Mt Maungan...	+0.53	2:44.01 Entry: 2:45.53 (- 1.52)
	50m: 33.96 150m: 1:59.15 (43.39)		100m: 1:15.76 (41.80) 200m: 2:44.01 (44.86)		
0	 Copocean A...	14	St Paul's Swi...	+0.73	DSQ